



Incident Report

1st April 2012 to 31st March 2013

Prepared by Janice Belcher-Heath
Monitoring Officer
Stoke-on-Trent Citizens Advice Bureau
janice.belcher-heath@snsCab.org.uk

April 2013

CHALLENGE NORTH STAFFS INCIDENT REPORT 1st April 2012 to 31st March 2013

The data for this report are derived from the Challenge North Staffs spreadsheet maintained by project workers. The data set is dated 4th April 2013.

In total during the financial year to date at least 92 unique individual clients reported 2,376 incidents. 90 clients reported 2,372 incidents in North Staffordshire, one client reported 2 incidents in North Warwickshire and 1 client reported 2 incidents whose location was unknown. The table below gives a full breakdown of clients and incidents they reported by Area, Local Authority and the Quarter in which they were reported.

HATE INCIDENTS REPORTED TO CNS BY AREA & LOCAL AUTHORITY 2012-13 FY		2012-13 Q1		2012-13 Q2		2012-13 Q3		2012-13 Q3		Grand Total	
AREA	LOCAL AUTHORITY	CLIENTS	INCIDENTS	CLIENTS	INCIDENTS	CLIENTS	INCIDENTS	CLIENTS	INCIDENTS	CLIENTS	INCIDENTS
NORTH STAFFS.	NEWCASTLE UNDER LYME	3	49	3	34	1	1	5	195	12	279
	STAFFS. MOORLANDS	2	3	1	46	0	0	1	53	4	102
	STOKE-ON-TRENT	26	377	19	272	18	368	24	974	74	1,991
NORTH STAFFS. Total		31	429	23	352	19	369	30	1,222	90	2,372
OTHER AREAS	NORTH WARWICKSIRE	1	2	0	0	0	0	0	0	1	2
OTHER AREAS Total		1	2	0	0	0	0	0	0	1	2
UNKNOWN	LA UNKNOWN	0	0	1	1	1	1	0	0	1	2
UNKNOWN Total		0	0	1	1	1	1	0	0	1	2
Grand Total		32	431	24	353	20	370	30	1,222	92	2,376

HATE INCIDENTS REPORTED TO CNS BY STRAND

More clients reported Race incidents than any other strand. Race was a factor in over 86% of all incidents reported.

INCIDENTS REPORTED BY STRAND AND MONTH	Apr-12	May-12	Jun-12	Jul-12	Aug-12	Sep-12	Oct-12	Nov-12	Dec-12	Jan-13	Feb-13	Mar-13	Grand Total
AGE							2						2
CARING REPOSIBILITIES	1												1
DISABILITY - LEARNING		18	1										19
DISABILITY - PHYSICAL				8								53	61
GENDER	57	4	9	6	1		1						78
LGBT		0*					2			35	33		70
MARRIAGE / CIVIL PARTNERSHIP	1												1
MENTAL HEALTH				3	46			6					55
RACE	97	147	95	119	121	57	197	70	92	91	460	540	2,086
RELIGION / BELIEF	1	1			52				59		1		114
TOTAL	157	169	105	128	168	57	202	76	92	126	493	603	2,376

*Perceived LGBT incidents unrecordable.

CHALLENGE NORTH STAFFS INCIDENT REPORT 1st April 2012 to 31st March 2013

CLIENTS REPORTING INCIDENTS BY STRAND AND MONTH	Apr-12	May-12	Jun-12	Jul-12	Aug-12	Sep-12	Oct-12	Nov-12	Dec-12	Jan-13	Feb-13	Mar-13	Grand Total
AGE							1						1
CARING REPOSIBILITIES	1												1
DISABILITY - LEARNING		1	1										2
DISABILITY - PHYSICAL				1								1	2
GENDER	1	1	2	2	1		1						7
LGBT		1					2			2	1		6
MARRIAGE / CIVIL PARTNERSHIP	1												1
MENTAL HEALTH				1	1			1					3
RACE	10	12	3	8	8	3	5	6	4	2	11	12	73
RELIGION / BELIEF	1	1			1				1		1		5
TOTAL	12	14	6	11	10	3	9	7	4	4	12	14	92

PLEASE NOTE: TOTAL IS NOT CUMULATIVE, IT IS THE TOTAL NUMBER OF INCIDENTS - SOME INCIDENTS INVOLVE MORE THAN ONE STRAND

HATE INCIDENTS REPORTED BY LOCAL AUTHORITY AND STRAND

PLEASE NOTE: SOME REPORTS INVOLVE MORE THAN ONE STRAND

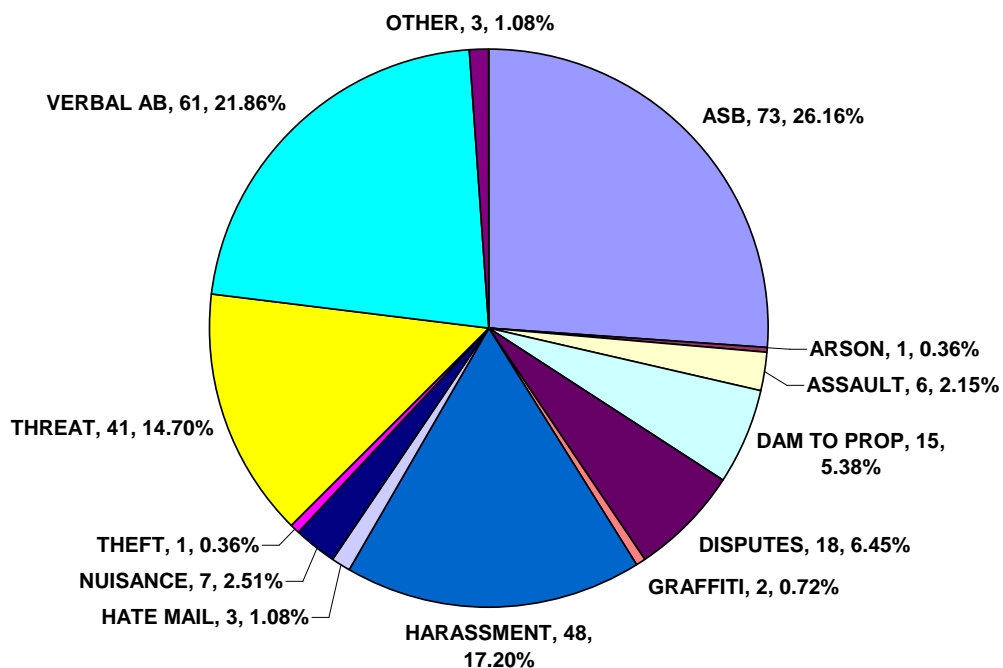
HATE INCIDENTS REPORTED TO CNS BY LOCAL AUTHORITY & STRAND		Q1		Q2		Q3		Q4		2012-13 FY		CoI % ALL REPORTS	
LOCAL AUTHORITY	WHY TARGETED	CLIENTS	INCIDENTS	CLIENTS	INCIDENTS	CLIENTS	INCIDENTS	CLIENTS	INCIDENTS	CLIENTS	INCIDENTS	CLIENTS	INCIDENTS
STOKE-ON-TRENT	AGE	0	0	0	0	1	2	0	0	1	2	1.09	0.08
	CARING REPOSIBILITIES	1	1	0	0	0	0	0	0	1	1	1.09	0.04
	DISABILITY - PHYSICAL	0	0	1	8	0	0	0	0	1	8	1.09	0.34
	DISABILITY - LEARNING	1	1	0	0	0	0	0	0	1	1	1.09	0.04
	GENDER	2	61	1	1	0	0	0	0	3	62	3.26	2.61
	LGBT	0	0	0	0	2	2	1	33	3	35	3.26	1.47
	MARRIAGE / CIVIL PARTNERSHIP	1	1	0	0	0	0	0	0	1	1	1.09	0.04
	MENTAL HEALTH	0	0	1	3	1	6	0	0	2	9	2.17	0.38
	RACE	22	312	17	268	14	358	23	941	65	1,879	70.65	79.08
	RELIGION / BELIEF	2	2	1	52	1	59	1	1	5	114	5.43	4.80
STOKE-ON-TRENT TOTAL		26	377	19	272	18	368	24	974	74	1,991	80.43	83.80
NEWCASTLE UNDER LYME	DISABILITY - LEARNING	1	18	0	0	0	0	0	0	1	18	1.09	0.76
	GENDER	1	6	1	5	0	0	0	0	2	11	2.17	0.46
	LGBT	0	0	0	0	0	0	2	35	2	35	2.17	1.47
	RACE	1	25	2	29	1	1	2	150	6	205	6.52	8.63
NEWCASTLE UNDER LYME TOTAL		3	49	3	34	1	1	5	195	12	279	13.04	11.74
STAFFORDSHIRE MOORLANDS	DISABILITY - PHYSICAL	0	0	0	0	0	0	1	53	1	53	1.09	2.23
	GENDER	1	3	0	0	0	0	0	0	1	3	1.09	0.13
	LGBT	1	0	0	0	0	0	0	0	1	0	1.09	0.00
	MENTAL HEALTH	0	0	1	46	0	0	0	0	1	46	1.09	1.94
	RACE	1	0	0	0	0	0	0	0	1	0	1.09	0.00
STAFFORDSHIRE MOORLANDS TOTAL		2	3	1	46	0	0	1	53	4	102	4.35	4.29
NORTH WARWICKSHIRE	RACE	1	2	0	0	0	0	0	0	1	2	1.09	0.08
	NORTH WARWICKSHIRE TOTAL		1	2	0	0	0	0	0	0	1	2	1.09
LA UNKNOWN	GENDER	0	0	1	1	1	1	0	0	1	2	1.09	0.08
LA UNKNOWN TOTAL		0	0	1	1	1	1	0	0	1	2	1.09	0.08
GRAND TOTAL		32	431	24	353	20	370	30	1,222	92	2,376	100.00	100.00

REPORTS BY LOCAL AUTHORITY

NEWCASTLE UNDER LYME 2012-13 FY

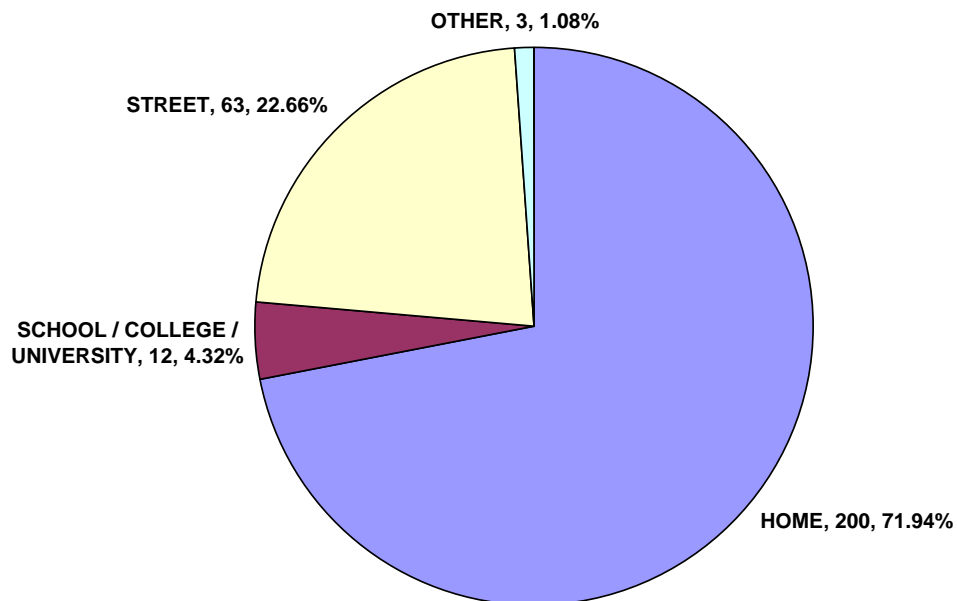
NEWCASTLE UNDER LYME INCIDENTS BY TYPE		ASB	ARSON	ASSAULT	DAM TO PROP	DISPUTES	GRAFFITI	HARRASSMENT	HATE MAIL	NUISANCE	THEFT	THREAT	VERBAL AB	OTHER	TOTAL
Q1	251407685	5		3				5		5					18
	252317623	1									1	11	12		25
	254303026				3									3	6
Q1 TOTAL		6	0	3	3	0	0	5	0	5	1	11	12	3	49
Q2	263357825	5													5
	260469716				2			2				1	2		7
	260465243	5			2		2	5	3				5		22
Q2 TOTAL		10	0	0	4	0	2	7	3	0	0	1	7	0	34
Q3	98323954			1											1
Q3 TOTAL		0	0	1	0	0	0	0	0	0	0	0	0	0	1
Q4	273064022	1	1					1				1	1		5
	274567918	14											16		30
	277384873	15		2	4	11		15				11	15		73
	277954227	2				2				2		2	2		10
	279504955	25			4	5		20				15	8		77
Q4 TOTAL		57	1	2	8	18	0	36	0	2	0	29	42	0	195
FY TOTAL		73	1	6	15	18	2	48	3	7	1	41	61	3	279

NEWCASTLE UNDER LYME INCIDENTS BY TYPE 2012-13 FY



NEWCASTLE UNDER LYME INCIDENTS BY LOCATION		HOME	SCHOOL / COLLEGE / UNIVERSITY	STREET	OTHER	TOTAL
Q1	251407685	18				18
	252317623	19		6		25
	254303026	3			3	6
Q1 TOTAL		40	0	6	3	49
Q2	263357825			5		5
	260469716	4		3		7
	260465243	13		9		22
Q2 TOTAL		17	0	17	0	34
Q3	98323954			1		1
Q3 TOTAL		0	0	1	0	1
Q4	273064022	4				4
	274567918	24		6		30
	277384873	28	12	33		73
	277954227	10				10
	279504955	77				77
Q4 TOTAL		143	12	39	0	194
FY TOTAL		200	12	63	3	278

NEWCASTLE UNDER LYME INCIDENTS BY LOCATION 2012-13 FY



STOKE-ON-TRENT 2012-13 FY

STOKE-ON-TRENT INCIDENTS BY TYPE Q1		ASB	ASSAULT	DAM TO PROP	DISPUTES	GRAFFITI	HARASSMENT	HATE MAIL	MALICIOUS CALLS	NUISANCE	SOCIAL MEDIA	THEFT	THREAT	VERBAL AB	OTHER	TOTAL	
Q1	205699633														3	3	
	252502897	3														3	
	244662283	5			2		5							2		14	
	246446788					1								2		3	
	218270330									6				5		11	
	251065917	12	3	5		1	4					1	4	15		45	
	244660117	3			2									4		9	
	233636930	13			4		13		5				11	11		57	
	193888873			1												1	
	232826524														1	1	
	250286142									2		6				8	
	236072100		1	4			2								2	9	
	251970617	3			5		8							9	8	33	
	163974583														1	1	
	251466571	4		6			3							4	8	25	
	240773120		1													1	
	98111640		1												1	2	4
	122941991	3			3		3			3						12	
	251530972	3		1										1	6	11	
	251494505				2									2	4	8	
241263860	2	2				2								6	12		
177882622	5		2											3	10		
226520397	2													2	4		
110800570	12	7		15	1	15						1	15	20	4	90	
178778140			1													1	
253470493														1		1	
Q1 TOTAL	70	15	20	33	3	55	0	5	11	0	8	46	98	13	377		

STOKE-ON-TRENT INCIDENTS BY TYPE Q2		ASB	ASSAULT	DAM TO PROP	DISPUTES	GRAFFITI	HARASSMENT	HATE MAIL	MALICIOUS CALLS	NUISANCE	SOCIAL MEDIA	THEFT	THREAT	VERBAL AB	OTHER	TOTAL	
Q2	253674794	5	8					20				10		7		50	
	135382963	3			2		5						3	5		18	
	253702603	3	3		2								2	4		14	
	176592163						3									3	
	98038078														6	6	
	260694443												1	1		2	
	258361524	8														8	
	233636930	3														3	
	262346172							6			6			6		18	
	259105230													1		1	
	255837893				3		2									5	
	147109913	3			3		5		2							13	
	260600613					1										1	
	263432557	12			6									12	10	12	52
	218270330	2	1													3	
	251970617		1		3		4							4	4	16	
	218270330						1								1	2	
	181735020			1	5		8								3	17	
	261691245		1		1		3									5	
224788481	11		2			7					1		14		35		
Q2 TOTAL	50	14	3	25	1	38	26	2	0	6	11	22	56	18	272		

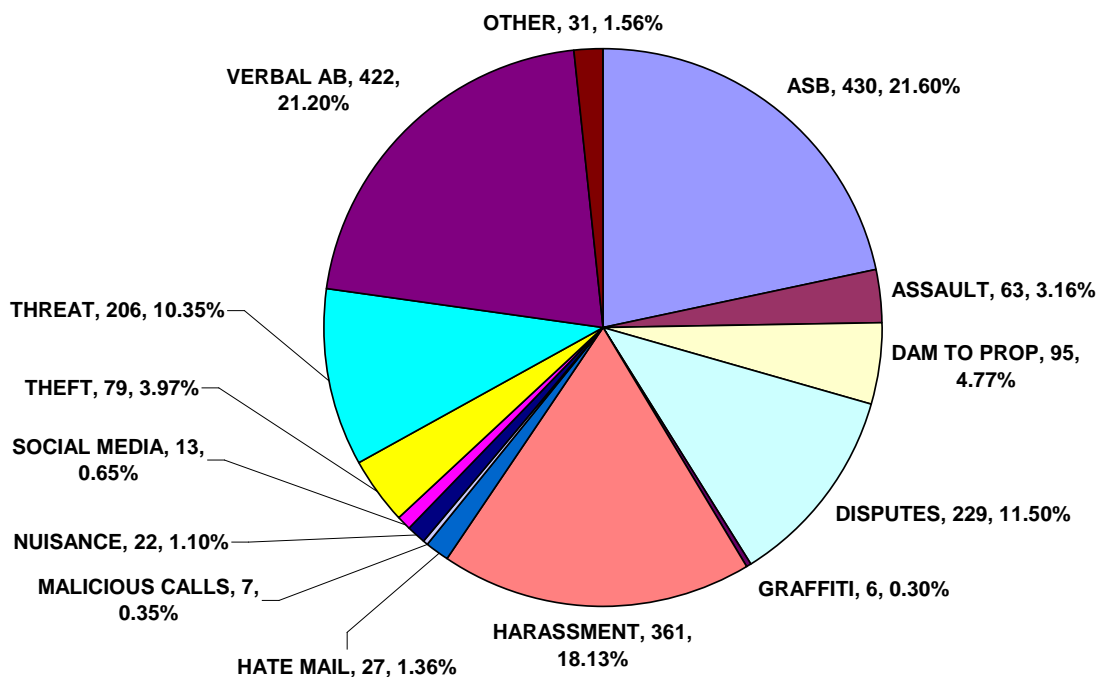
CHALLENGE NORTH STAFFS INCIDENT REPORT 1st April 2012 to 31st March 2013

STOKE-ON-TRENT INCIDENTS BY TYPE Q3		ASB	ASSAULT	DAM TO PROP	DISPUTES	GRAFFITI	HARRASSMENT	HATE MAIL	MALICIOUS CALLS	NUISANCE	SOCIAL MEDIA	THEFT	THREAT	VERBAL AB	OTHER	TOTAL
Q3	135382963	11			7		11							8		37
	183884484													2		2
	269060253										1					1
	262346172							1								1
	269042043													1		1
	250054735	5	1		4									4	4	18
	271857752											1				1
	233636930	35					35						35		35	140
	269961984										5					5
	244662283	16		3	11		12							8	11	61
	217786026														1	1
	260600613														1	1
	206745118		1				2							1	2	6
	240436841		1													1
	270120888	5	3		4		5							6	4	27
	98169324				1		3									4
REP20121201					2										2	
254304374	11	3	5	10		1						4	11	14	59	
Q3 TOTAL	83	9	8	37	2	69	1	0	0	7	39	30	83	0	368	

STOKE-ON-TRENT INCIDENTS BY TYPE Q4		ASB	ASSAULT	DAM TO PROP	DISPUTES	GRAFFITI	HARRASSMENT	HATE MAIL	MALICIOUS CALLS	NUISANCE	SOCIAL MEDIA	THEFT	THREAT	VERBAL AB	OTHER	TOTAL
Q4	223340791			5			6							10		21
	243350626		8	21			15						11	15		70
	275052145	4			4		4						4			16
	276076504		1													1
	276096338													1		1
	276087394		1													1
	276442551	10		1	11		14						11	12		59
	248142143	50					20						3	15	25	113
	218270330														1	1
	276561122	15			15		15									45
	276781915	16			5		3						4	5		33
	135382963	30			20		25						18	20		113
	254304374	14	2		8		8						8	14		54
	270120888	5	6		11		11						4	8	11	56
	268613361	19	1	25	25		30						10		30	140
	128134225														1	1
	148867511													5		5
	240436841	3	1		2										3	9
	279497467	10			10		11			11						42
	279019181	11	1	1	1		1							1	5	21
279539206	15	4		11		15							15	20	80	
175622878	10			10		10									30	
279486267				1											1	
279560176	15		11			11						4	8	12	61	
Q4 TOTAL	227	25	64	134	0	199	0	0	11	0	21	108	185	0	974	

TOTAL STOKE-ON-TRENT INCIDENTS BY TYPE	ASB	ASSAULT	DAM TO PROP	DISPUTES	GRAFFITI	HARRASSMENT	HATE MAIL	MALICIOUS CALLS	NUISANCE	SOCIAL MEDIA	THEFT	THREAT	VERBAL AB	OTHER	TOTAL
2012-13 FY	430	63	95	229	6	361	27	7	22	13	79	206	422	31	1,991

STOKE-ON-TRENT INCIDENTS BY TYPE 2012-13 FY



STOKE INCIDENTS BY LOCATION 2012-13 FY

STOKE-ON-TRENT INCIDENTS BY LOCATION Q1		BUS / BUS STATION	HOME	WORSHIP / PLACE OF WORSHIP	POLICE STATION	PUB / CLUB / CASINO	SCHOOL / COLLEGE / UNIVERSITY	SHOP	STREET	WORK / OWN BUSINESS	YOUTH CLUB / COMMUNITY / CHILDREN'S CENTRE	TAXI	OTHER	TOTAL
Q1	205699633												3	3
	252502897								3					3
	244662283		7						7					14
	246446788	1	2											3
	218270330		7						4					11
	251065917		30						15					45
	244660117		9											9
	233636930		18						39					57
	193888873								1					1
	232826524		1											1
	250286142		8											8
	236072100		9											9
	251970617		12				19			2				33
	163974583										1			1
	251466571		20						2					22
	240773120								1					1
	98111640		1					1					2	4
	122941991		12											12
	251530972		11											11
	251494505							8						8
241263860							12						12	
177882622		2						8					10	
226520397		3						1					4	
110800570		47						39				4	90	
178778140		1											1	
253470493						1							1	
Q1 TOTAL		1	200	0	0	1	39	1	120	2	1	0	9	374

STOKE-ON-TRENT	BUS / BUS STATION	HOME	WORSHIP / PLACE OF WORSHIP	POLICE STATION	PUB / CLUB / CASINO	SCHOOL / COLLEGE / UNIVERSITY	SHOP	STREET	WORK / OWN BUSINESS	YOUTH CLUB / COMMUNITY / CHILDREN'S CENTRE	TAXI	OTHER	TOTAL
----------------	-------------------	------	----------------------------	----------------	---------------------	-------------------------------	------	--------	---------------------	--	------	-------	-------

CHALLENGE NORTH STAFFS INCIDENT REPORT 1st April 2012 to 31st March 2013

INCIDENTS BY LOCATION Q2														
Q2	253674794		24						6				20	50
	135382963		15						3					18
	253702603							9	5					14
	176592163		2						1					3
	98038078						6							6
	260694443								1					1
	258361524		8											8
	233636930								2					2
	262346172		6								12			18
	259105230								1					1
	255837893								5					5
	147109913		13											13
	260600613								1					1
	263432557		52											52
	218270330		3							4				7
	251970617		7					3			6			16
	218270330		2											2
	181735020		12							5				17
261691245					1				5				6	
224788481		11							24				35	
Q2 TOTAL	0	155	0	1	0	9	14	58	18	0	0	20	275	

STOKE-ON-TRENT INCIDENTS BY LOCATION Q3													
	BUS / BUS STATION	HOME	WORSHIP / PLACE OF WORSHIP	POLICE STATION	PUB / CLUB / CASINO	SCHOOL / COLLEGE / UNIVERSITY	SHOP	STREET	WORK / OWN BUSINESS	YOUTH CLUB / COMMUNITY / CHILDRENS CENTRE	TAXI	OTHER	TOTAL
Q3	135382963		23					14					37
	183884484		2										2
	269060253		1										1
	262346172								1				1
	269042043					1							1
	250054735							18					18
	271857752											1	1
	233636930							140					140
	269961984								5				5
	244662283		29					32					61
	217786026		1										1
	260600613								1				1
	206745118		6										6
	240436841							1					1
	270120888			21				6					27
	98169324											4	4
	REP20121201								2				2
	254304374			59									59
Q3 TOTAL	0	62	80	0	0	1	6	207	7	0	0	5	368

STOKE-ON-TRENT INCIDENTS BY LOCATION Q4													
	BUS / BUS STATION	HOME	WORSHIP / PLACE OF WORSHIP	POLICE STATION	PUB / CLUB / CASINO	SCHOOL / COLLEGE / UNIVERSITY	SHOP	STREET	WORK / OWN BUSINESS	YOUTH CLUB / COMMUNITY / CHILDRENS CENTRE	TAXI	OTHER	TOTAL
Q4	223340791		21										21
	243350626		20			50							70
	275052145		16										16
	276076504							1					1
	276096338		1										1
	276087394							1					1
	276442551		50					9					59
	248142143		113										113
	218270330		1										1
	276561122		45										45
	276781915		8						25				33
	135382963		65						48				113
	254304374			54			18						72
	270120888							49			7		56
	268613361		140										140
	128134225		1										1
	148867511		5										5

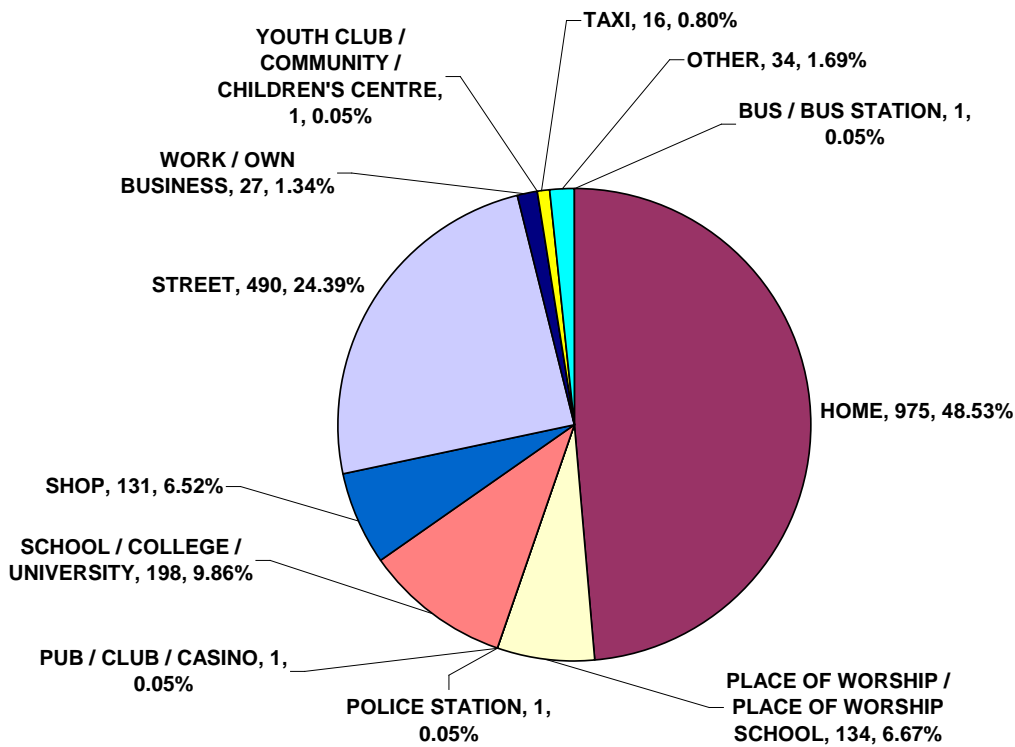
CHALLENGE NORTH STAFFS INCIDENT REPORT 1st April 2012 to 31st March 2013

240436841											9		9
279497467		42											42
279019181								21					21
279539206						80							80
175622878		30											30
279486267						1							1
279560176							61						61
Q4 TOTAL	0	558	54	0	0	149	110	105	0	0	16	0	992

TOTAL STOKE-ON- TRENT INCIDENTS BY LOCATION	BUS / BUS STATION	HOME	WORSHIP / PLACE OF WORSHIP	POLICE STATION	PUB / CLUB / CASINO	SCHOOL / COLLEGE / UNIVERSITY	SHOP	STREET	WORK / OWN BUSINESS	YOUTH CLUB / COMMUNITY / CHILDREN'S CENTRE	TAXI	OTHER	TOTAL
2012-13 FY	1	975	134	1	1	198	131	490	27	1	16	34	2,009

PLEASE NOTE: INCIDENTS MAY TAKE PLACE AT MORE THAN ONE LOCATION

STOKE-ON-TRENT INCIDENTS BY LOCATION 2012-13 FY

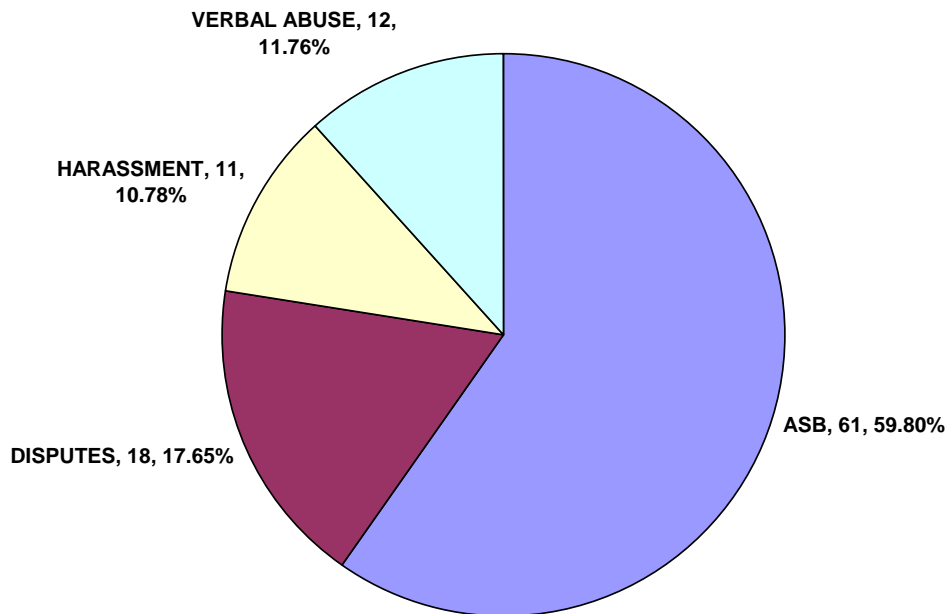


STAFFORDSHIRE MOORLANDS 2012-13 FY

STAFFS. MOORLANDS INCIDENTS BY TYPE		ASB	DISPUTES	HARASSMENT	VERBAL ABUSE	TOTAL
Q1	134504907					0*
	168736724		2		1	3
Q1 TOTAL		0	2	0	1	3
Q2	260503600	46				46
	Q2 TOTAL	46	0	0	0	46
Q4	277934544	15	16	11	11	53
	Q4 TOTAL	15	16	11	11	53
TOTAL 2012-13 FY		61	18	11	12	102

*Perceived LGBT incidents unrecordable.

STAFFORDSHIRE MOORLANDS INCIDENTS BY TYPE 2012-13 FY



STAFFORDSHIRE MOORLANDS INCIDENTS BY LOCATION 2012-13 FY

All Staffordshire Moorlands incidents of known location occurred in the home. There is no information regarding the client whose report was not recordable in any practical way.

OTHER LOCAL AUTHORITIES

NORTH WARWICKSHIRE

One client reported 2 racist incidents involving assault and verbal abuse in Q1.

UNKNOWN LOCAL AUTHORITY

One client of unknown address reported incidents of receiving Transphobic remarks on Facebook while at home: one incident in Q2 and one incident in Q3.

PROFILE OF CLIENTS MAKING REPORTS DURING 2012-13 FY

TOTAL INCIDENTS REPORTED BY GENDER & LOCAL AUTHORITY

Over the financial year the project received reports from 41 (44.57%) female, 48 (52.17%) male, 1 (1.09%) transgender and 2 (2.17%) clients of unknown gender.

QUARTER	LOCAL AUTHORITY	UNIQUE CLIENTS	INCIDENTS				Grand Total	
		CASE CLIENT REF	FEMALE	MALE	TRANS GENDER	UNKNO WN		
2012-13 Q1	NEWCASTLE UNDER LYME	251407685		18			18	
		252317623	25				25	
		254303026	6				6	
	NEWCASTLE UNDER LYME Total			31	18			49
	OTHER LA - PLEASE STATE IN OTHER COLUMN	248747124			2			2
		OTHER LA - PLEASE STATE IN OTHER COLUMN Total				2		
	STAFFORDSHIRE MOORLANDS	134504907			0			0
		168736724	3					3
	STAFFORDSHIRE MOORLANDS Total			3	0			3
	STOKE-ON-TRENT	98111640	4					4
		110800570			90			90
		122941991	12					12
		163974583			1			1
		177882622			10			10
		178778140			1			1
		193888873	1					1
		205699633			3			3
		218270330	11					11
		226520397	4					4
		232826524			1			1
		233636930			57			57
		236072100			9			9
		240773120			1			1
		241263860			12			12
		244660117			9			9
		244662283			14			14
		246446788					3	3
250286142				8			8	
251065917		45					45	
251466571			25			25		
251494505			8			8		
251530972	11					11		
251970617	33					33		
252502897	3					3		
253470493			1			1		
STOKE-ON-TRENT Total			124	250		3	377	
2012-13 Q1 Total			158	270		3	431	
2012-13 Q2	LA UNKNOWN	259108995		1			1	
	LA UNKNOWN Total				1			1
	NEWCASTLE UNDER LYME	260465243	22					22
		260469716			7			7
		263357825	5					5
	NEWCASTLE UNDER LYME Total			27	7			34
	STAFFORDSHIRE MOORLANDS	260503600	46					46
	STAFFORDSHIRE MOORLANDS Total			46				46
	STOKE-ON-TRENT	98038078			6			6
		135382963	18					18
		147109913			13			13
		176592163	3					3
		181735020	17					17
		218270330	5					5
224788481		35					35	
233636930				3			3	
251970617		16					16	
253674794				50			50	
253702603				14			14	
255837893			5			5		
258361524			8			8		
259105230					1	1		

CHALLENGE NORTH STAFFS INCIDENT REPORT 1st April 2012 to 31st March 2013

		260600613	1			1
		260694443	2			2
		261691245		5		5
		262346172	18			18
		263432557	52			52
		STOKE-ON-TRENT Total	167	104	1	272
2012-13 Q2 Total			240	112	1	353
2012-13 Q3	LA UNKNOWN	259108995		1		1
	LA UNKNOWN Total			1		1
	NEWCASTLE UNDER LYME	98323954		1		1
	NEWCASTLE UNDER LYME Total			1		1
	STOKE-ON-TRENT	98169324		4		4
		135382963	37			37
		183884484	2			2
		206745118		6		6
		217786026		1		1
		233636930		140		140
		240436841		1		1
		244662283		61		61
		250054735		18		18
		254304374		59		59
		260600613		1		1
		262346172	1			1
	269042043	1			1	
	269060253	1			1	
	269961984			5	5	
	270120888	27			27	
	271857752		1		1	
	REP20121201		2		2	
	STOKE-ON-TRENT Total		69	294	5	368
2012-13 Q3 Total			69	296	5	370
2012-13 Q4	NEWCASTLE UNDER LYME	273064022		5		5
		274567918		30		30
		277384873	73			73
		277954227	10			10
		279504955	77			77
	NEWCASTLE UNDER LYME Total		160	30	5	195
	STAFFORDSHIRE MOORLANDS	277934544	53			53
	STAFFORDSHIRE MOORLANDS Total		53			53
	STOKE-ON-TRENT	128134225	1			1
		135382963	113			113
		148867511	5			5
		175622878	30			30
		218270330	1			1
		223340791		21		21
		240436841		9		9
		243350626		70		70
	248142143		113		113	
	254304374		54		54	
	268613361		140		140	
	270120888	56			56	
	275052145	16			16	
	276076504	1			1	
	276087394		1		1	
	276096338	1			1	
	276442551		59		59	
	276561122	45			45	
	276781915	33			33	
	279019181		21		21	
	279486267	1			1	
	279497467		42		42	
	279539206	80			80	
	279560176		61		61	
	STOKE-ON-TRENT Total		383	591		974
2012-13 Q4 Total			596	621	5	1,222
Grand Total			1,063	1,299	5	2,376

AGE GROUP 2012-13 FY

AGE GROUPS	UNIQUE CLIENTS	Col %
0 to 10	1	1.09%
11 to 15	3	3.26%
16 to 24	8	8.70%
25 to 34	19	20.65%
35 to 44	22	23.91%
45 to 54	12	13.04%
55 to 64	9	9.78%
65 to 74	2	2.17%
Unknown	16	17.39%
TOTAL UNIQUE CLIENTS	92	

TOTAL INCIDENTS REPORTED BY AGE AND LOCAL AUTHORITY 2012-13 FY

QUARTER	LOCAL AUTHORITY	CASE CLIENT REF	0 TO 10	11 TO 15	16 TO 24	25 TO 34	35 TO 44	45 TO 54	55 TO 64	65 TO 74	UNKNOWN	Grand Total	
2012-13 Q1	NEWCASTLE UNDER LYME	251407685				18			25			18	
		252317623										25	
		254303026									6		6
	NEWCASTLE UNDER LYME Total						18			25	6		49
	OTHER LA - PLEASE STATE IN OTHER COLUMN		248747124			2							2
	OTHER LA - PLEASE STATE IN OTHER COLUMN Total					2							2
	STAFFORDSHIRE MOORLANDS		134504907						0				0
	STAFFORDSHIRE MOORLANDS		168736724							3			3
	STAFFORDSHIRE MOORLANDS Total								0	3			3
	STOKE-ON-TRENT		98111640				4						4
	STOKE-ON-TRENT		110800570				90						90
	STOKE-ON-TRENT		122941991			12							12
	STOKE-ON-TRENT		163974583								1		1
	STOKE-ON-TRENT		177882622				10						10
	STOKE-ON-TRENT		178778140							1			1
	STOKE-ON-TRENT		193888873					1					1
	STOKE-ON-TRENT		205699633				3						3
	STOKE-ON-TRENT		218270330			11							11
	STOKE-ON-TRENT		226520397							4			4
	STOKE-ON-TRENT		232826524				1						1
STOKE-ON-TRENT		233636930					57					57	
STOKE-ON-TRENT		236072100					9					9	
STOKE-ON-TRENT		240773120						1				1	
STOKE-ON-TRENT		241263860		12								12	
STOKE-ON-TRENT		244660117									9	9	
STOKE-ON-TRENT		244662283									14	14	
STOKE-ON-TRENT		246446788					3					3	
STOKE-ON-TRENT		250286142									8	8	
STOKE-ON-TRENT		251065917					45					45	
STOKE-ON-TRENT		251466571						25				25	
STOKE-ON-TRENT		251494505	8									8	
STOKE-ON-TRENT		251530972							11			11	
STOKE-ON-TRENT		251970617					33					33	
STOKE-ON-TRENT		252502897								3		3	
STOKE-ON-TRENT		253470493				1						1	
STOKE-ON-TRENT Total			8	12	23	109	148	26	16	4	31	377	
2012-13 Q1 Total			8	12	25	127	148	26	44	4	37	431	
2012-13 Q2	LA UNKNOWN										1	1	
	LA UNKNOWN Total										1	1	
	NEWCASTLE UNDER LYME	260465243					7	22					22
		260469716											7
		263357825										5	5
NEWCASTLE UNDER LYME Total						7	22				5	34	
STAFFORDSHIRE MOORLANDS		260503600							46			46	
STAFFORDSHIRE MOORLANDS Total									46			46	

CHALLENGE NORTH STAFFS INCIDENT REPORT 1st April 2012 to 31st March 2013

	STOKE-ON-TRENT	98038078				6			6
		135382963				18			18
		147109913					13		13
		176592163		3					3
		181735020				17			17
		218270330	5						5
		224788481	35						35
		233636930			3				3
		251970617			16				16
		253674794			50				50
		253702603					14		14
		255837893		5					5
		258361524					8		8
		259105230	1						1
		260600613					1		1
		260694443					2		2
		261691245			5				5
		262346172					18		18
		263432557		52					52
	STOKE-ON-TRENT Total		41	60	74	41		56	272
2012-13 Q2 Total			41	67	96	41	46	62	353
2012-13 Q3	LA UNKNOWN	259108995						1	1
	LA UNKNOWN Total							1	1
	NEWCASTLE UNDER LYME	98323954				1			1
	NEWCASTLE UNDER LYME Total					1			1
	STOKE-ON-TRENT	98169324			4				4
	135382963					37		37	
	183884484						2	2	
	206745118						6	6	
	217786026					1		1	
	233636930			140				140	
	240436841					1		1	
	244662283						61	61	
	250054735			18				18	
	254304374	59						59	
	260600613			1				1	
	262346172						1	1	
	269042043	1						1	
	269060253						1	1	
	269961984						5	5	
	270120888					27		27	
	271857752						1	1	
	REP20121201					2		2	
	STOKE-ON-TRENT Total		60	23	142	66	8	69	368
2012-13 Q3 Total			60	23	142	67	8	70	370
2012-13 Q4	NEWCASTLE UNDER LYME	273064022				5			5
		274567918			30				30
		277384873			73				73
		277954227				10			10
		279504955			77				77
	NEWCASTLE UNDER LYME Total				180	15			195
	STAFFORDSHIRE MOORLANDS	277934544					53		53
	STAFFORDSHIRE MOORLANDS Total						53		53
	STOKE-ON-TRENT	128134225					1		1
		135382963					113		113
	148867511			5				5	
	175622878			30				30	
	218270330		1					1	
	223340791						21	21	
	240436841					9		9	
	243350626				70			70	
	248142143				113			113	
	254304374	54						54	
	268613361				140			140	
	270120888					56		56	
	275052145					16		16	
	276076504					1		1	
	276087394					1		1	
	276096338		1					1	
	276442551				59			59	
	276561122			45				45	
	276781915				33			33	
	279019181		21					21	
	279486267					1		1	
	279497467					42		42	
	279539206		80					80	
	279560176						61	61	

CHALLENGE NORTH STAFFS INCIDENT REPORT 1st April 2012 to 31st March 2013

	STOKE-ON-TRENT Total	54	103	75	465	195		82	974	
2012-13 Q4 Total		54	103	255	480	195	53	82	1,222	
Grand Total		8	126	169	472	866	329	151	4	2,376

ETHNICITY 2012-13 FY

During the financial year the project received reports from unique individual clients of the following Ethnicities:-

ETHNICITY	UNIQUE CLIENTS	CoI %
White British	20	21.74%
Black African	6	6.52%
Black Caribbean	6	6.52%
Black Other	5	5.43%
Indian	4	4.35%
Pakistani	8	8.70%
Bangladeshi	1	1.09%
Chinese	1	1.09%
Mixed White and Black African	1	1.09%
Mixed White and Asian	1	1.09%
White Other	6	6.52%
Asian or Asian British Other	5	5.43%
Gypsy or Traveller	2	2.17%
Other Ethnicity	15	16.30%
Unknown	11	11.96%
TOTAL UNIQUE CLIENTS	92	

TOTAL INCIDENTS REPORTED BY ETHNICITY AND LOCAL AUTHORITY 2012-13 FY

QUARTER	LOCAL AUTHORITY	UNIQUE CASE CLIENT REF	ISSUES																Grand Total
			00 Other	01 White British	03 Black African	04 Black Caribbean	05 Black Other	06 Asian Indian	07 Asian Pakistani	08 Asian Bangladeshi	09 Chinese	11 Mixed White and Black African	12 Mixed White and Asian	14 White Other	15 Asian or Asian British Other	16 Gypsy or Traveller	99 Unknown		
2012-13 Q1	NEWCASTLE UNDER LYME	251407685															18	18	
		252317623		25														6	25
		254303026																	6
	NEWCASTLE UNDER LYME Total			25														24	49
	OTHER LA - PLEASE STATE IN OTHER COLUMN	248747124	2																2
	OTHER LA - PLEASE STATE IN OTHER COLUMN Total		2																2
	STAFFORDSHIRE MOORLANDS	134504907												0					0
		168736724		3															3
	STAFFORDSHIRE MOORLANDS Total			3										0					3
	STOKE-ON-TRENT	98111640			4														4
		110800570				90													90
		122941991													12				12
		163974583	1																1
		177882622	10																10
		178778140		1															1
		193888873	1																1
		205699633				3													3
		218270330								11									11
		226520397									4								4
		232826524													1				1
		233636930													57				57
		236072100														9			9
		240773120								1									1
		241263860														12			12
		244660117						9											9
		244662283														14			14
		246446788													3				3
		250286142	8																8
		251065917															45		45
		251466571														25			25
		251494505			8														8
		251530972														11			11
		251970617			33														33
		252502897			3														3
		253470493	1																1
	STOKE-ON-TRENT Total		21	45	4	93		9	12		4				84		105		377
2012-13 Q1 Total			23	73	4	93		9	12		4			0	84		129		431
2012-	LA UNKNOWN	259108995		1															1

CHALLENGE NORTH STAFFS INCIDENT REPORT 1st April 2012 to 31st March 2013

13 Q2	LA UNKNOWN Total		1										1		
	NEWCASTLE UNDER LYME	260465243	22										22		
		260469716	7										7		
		263357825											5		
	NEWCASTLE UNDER LYME Total		7										22	5	34
	STAFFORDSHIRE MOORLANDS	260503600	46										46		
	STAFFORDSHIRE MOORLANDS Total		46										46		
	STOKE-ON-TRENT	98038078	6										6		
		135382963	18										18		
		147109913	13										13		
		176592163	3										3		
		181735020	17										17		
		218270330	5										5		
		224788481	35										35		
		233636930	3										3		
251970617		16										16			
253674794		50										50			
253702603		14											14		
255837893		5										5			
258361524		8											8		
259105230		1											1		
260600613		1											1		
260694443		2											2		
261691245		5										5			
262346172		18										18			
263432557	52										52				
STOKE-ON-TRENT Total		23	22	6	5	18	95	50	13	18	17	5	272		
2012-13 Q2 Total		23	69	13	5	40	95	50	13	18	17	10	353		
2012-13 Q3	LA UNKNOWN	259108995	1										1		
	LA UNKNOWN Total		1										1		
	NEWCASTLE UNDER LYME	98323954	1										1		
	NEWCASTLE UNDER LYME Total		1										1		
	STOKE-ON-TRENT	98169324	4										4		
		135382963	37										37		
		183884484	2											2	
		206745118	6										6		
		217786026	1										1		
		233636930	140										140		
240436841		1										1			
244662283		61										61			
250054735		18											18		
254304374		59											59		
260600613		1										1			
262346172		1										1			
269042043		1										1			
269060253	1	1										1			
269961984	5										5				
270120888	27											27			

CHALLENGE NORTH STAFFS INCIDENT REPORT 1st April 2012 to 31st March 2013

		271857752 REP201212 01	1													1	
								2								2	
	STOKE-ON-TRENT Total		106	8	5	1	37	1	143			1		66		368	
2012-13 Q3 Total			106	9	5	1	37	2	143			1		66		370	
2012-13 Q4	NEWCASTLE UNDER LYME	273064022		5												5	
		274567918		30												30	
		277384873												73		73	
		277954227												10		10	
		279504955													77	77	
	NEWCASTLE UNDER LYME Total			35	77										83	195	
	STAFFORDSHIRE MOORLANDS		277934544		53												53
	STAFFORDSHIRE MOORLANDS Total			53													53
	STOKE-ON-TRENT		128134225										1				1
			135382963				113										113
		148867511											5		5		
		175622878		30											30		
		218270330						1							1		
		223340791							21						21		
		240436841						9							9		
		243350626												70	70		
		248142143	113												113		
		254304374	54												54		
		268613361										140			140		
		270120888	56												56		
		275052145		16											16		
		276076504				1									1		
		276087394					1								1		
		276096338					1								1		
		276442551	59												59		
		276561122					45								45		
		276781915		33											33		
		279019181										21			21		
		279486267				1									1		
		279497467							42						42		
		279539206										80			80		
		279560176							61						61		
STOKE-ON-TRENT Total			282	79		2	160	61	52	21		242	5	70	974		
2012-13 Q4 Total			282	167	77	2	160	61	52	21		242	5	153	1,222		
Grand Total			434	318	99	101	237	72	302	21	4	50	13	261	84	2,376	

GEOGRAPHICAL OCCURRENCE OF ALL INCIDENTS 2012-13 FY BY QUARTER

LOCAL AUTHORITY	WARD OF INCIDENT	NUMBER OF INCIDENTS				TOTAL INCIDENTS
		2012-13 Q1	2012-13 Q2	2012-13 Q3	2012-13 Q4	Grand Total
LA UNKNOWN	(blank)		1	1		2
LA UNKNOWN Total			1	1		2
NEWCASTLE UNDER LYME	NEW - Chesterton		7	1	150	158
	NEW - Cross Heath				5	5
	NEW - Madeley				10	10
	NEW - Newchapel	18				18
	NEW - Silverdale and Parksite	25				25
	NEW - Talke	6				6
	NEW - Town				30	30
	NEW - Wolstanton		27			27
NEWCASTLE UNDER LYME Total		49	34	1	195	279
OTHER LA - PLEASE STATE IN OTHER COLUMN	(blank)	2				2
OTHER LA - PLEASE STATE IN OTHER COLUMN Total		2				2
STAFFORDSHIRE MOORLANDS	STA - Cheadle West				53	53
	STA - Leek East		46			46
	STA - Leek South	3				3
STAFFORDSHIRE MOORLANDS Total		3	46		53	102
STOKE-ON-TRENT	STO - Abbey Hulton and Townsend	4		2		6
	STO - Birches Head and Central Forest Park	1	14		80	95
	STO - Blurton East		24	37	113	174
	STO - Boothen and Oakhill	17		31	56	104
	STO - Burslem Central	15	33		1	49
	STO - Burslem Park	4			72	76
	STO - Etruria and Hanley	33	54	11	9	107
	STO - Fenton West and Mount Pleasant				1	1
	STO - Ford Green and Smallthorne	33	18		34	85
	STO - Goldenhill and Sandyford				5	5
	STO - Great Chell and Packmoor				156	156
	STO - Hanford and Trentham	9				9
	STO - Hanley Park and Shelton	74	6	260	54	394
	STO - Hartshill and Basford		18	2	3	23
	STO - Hollybush and Longton West				45	45
	STO - Joiners Square			18		18
	STO - Little Chell and Stanfield		35	1	59	95
	STO - Meir Hay		52			52
	STO - Meir North	25				25
	STO - Moorcroft	13			134	147
	STO - Sandford Hill				70	70
	STO - Sneyd Green	1	13			14
	STO - Tunstall	47	5	5	61	118
	STO - WARD UNKNOWN	101				101
	(blank)			1	21	22
STOKE-ON-TRENT Total		377	272	368	974	1,991
Grand Total		431	353	370	1,222	2,376

GEOGRAPHICAL OCCURRENCE OF RACE INCIDENTS 2012-13 FY BY QUARTER

LOCAL AUTHORITY	WARD OF INCIDENT	NUMBER OF INCIDENTS				TOTAL INCIDENTS
		2012-13 Q1	2012-13 Q2	2012-13 Q3	2012-13 Q4	
NEWCASTLE UNDER LYME	NEW - Chesterton		7	1	150	158
	NEW - Silverdale and Parksite	25				25
	NEW - Wolstanton		22			22
NEWCASTLE UNDER LYME Total		25	29	1	150	205
OTHER LA - PLEASE STATE IN OTHER COLUMN	(blank)	2				2
OTHER LA - PLEASE STATE IN OTHER COLUMN Total		2				2
STAFFORDSHIRE MOORLANDS	STA - Leek South	0				0
STAFFORDSHIRE MOORLANDS Total		0				0
STOKE-ON-TRENT	STO - Birches Head and Central Forest Park	1	14		80	95
	STO - Blurton East		24	37	113	174
	STO - Boothen and Oakhill	17		31	56	104
	STO - Burslem Central	15	33		1	49
	STO - Burslem Park				72	72
	STO - Etruria and Hanley	33	51	4	9	97
	STO - Fenton West and Mount Pleasant				1	1
	STO - Ford Green and Smallthorne	33	18		1	52
	STO - Goldenhill and Sandyford				5	5
	STO - Great Chell and Packmoor				156	156
	STO - Hanford and Trentham	9				9
	STO - Hanley Park and Shelton	17	5	260	54	336
	STO - Hartshill and Basford		18	2	3	23
	STO - Hollybush and Longton West				45	45
	STO - Joiners Square			18		18
	STO - Little Chell and Stanfield				59	94
	STO - Meir Hay			35		52
	STO - Meir North	25				25
	STO - Moorcroft	13			134	147
	STO - Sandford Hill				70	70
STO - Sneyd Green	1	13			14	
STO - Tunstall	47	5	5	61	118	
STO - WARD UNKNOWN	101				101	
	(blank)			1	21	22
STOKE-ON-TRENT Total		312	268	358	941	1,879
Grand Total		339	297	359	1,091	2,086